

Classified
Cooper Lighting Solutions Photometric Lab
1121 Highway 74 South
Peachtree City, GA 30269



Scaled data based on original data using
LM-79-08 Approved Method: Electrical and Photometric Measurements of Solid-
State Lighting Products

Test Report Prepared for
Cooper Lighting Solutions
(formerly Eaton)

Brand: McGRAW-EDISON

Report Number: P588383

Luminaire Tested: **GAT-CA6-LED-110-740-U-33-5-6-X**

Issue Date: 11/30/2021

Test Information

Test Method: LM-79-08
Report Number: P588383
TEST IS SCALED FROM IESNA LM-79-08 TEST DATA (G2-2107-308-14)
Test Lab: COOPER LIGHTING SOLUTIONS
Issue Date: 11/30/2021
Manufacturer: COOPER LIGHTING SOLUTIONS (FORMERLY EATON)
Product Line: McGRAW-EDISON
Catalog Number: GAT-CA6-LED-110-740-U-33-5-6-X
Description: GENERATIONS SERIES AVENUE WITH AVENUE CAGE AND TYPE III REFRACTOR
Light Source: (6) 4000K CCT, 70 CRI LEDS
Ballast/Driver: -

Summary

Lumens per Lamp: N/A
Luminaire Lumens: 10160 lumens
Efficiency: N/A
Efficacy: 90.6 lumens/watt
Luminous Opening: Vertical Cylinder (Dia: 1.33' x H: 1.25')
IES Classification: Type III - Short - Non-Cutoff
BUG Rating: B3 - U3 - G4

Input Watts (W): 112.2
Input Voltage (V): 120
Input Current (Ain): NR
Voltage Rise (V): NR
Power Factor: NR
Total Harmonic Distortion (THDi): NR
Frequency (hertz): 60
Stabilization Time: NR
Operation Time: NR
Ambient Temperature (°C): NR
Test Distance: 24 FT

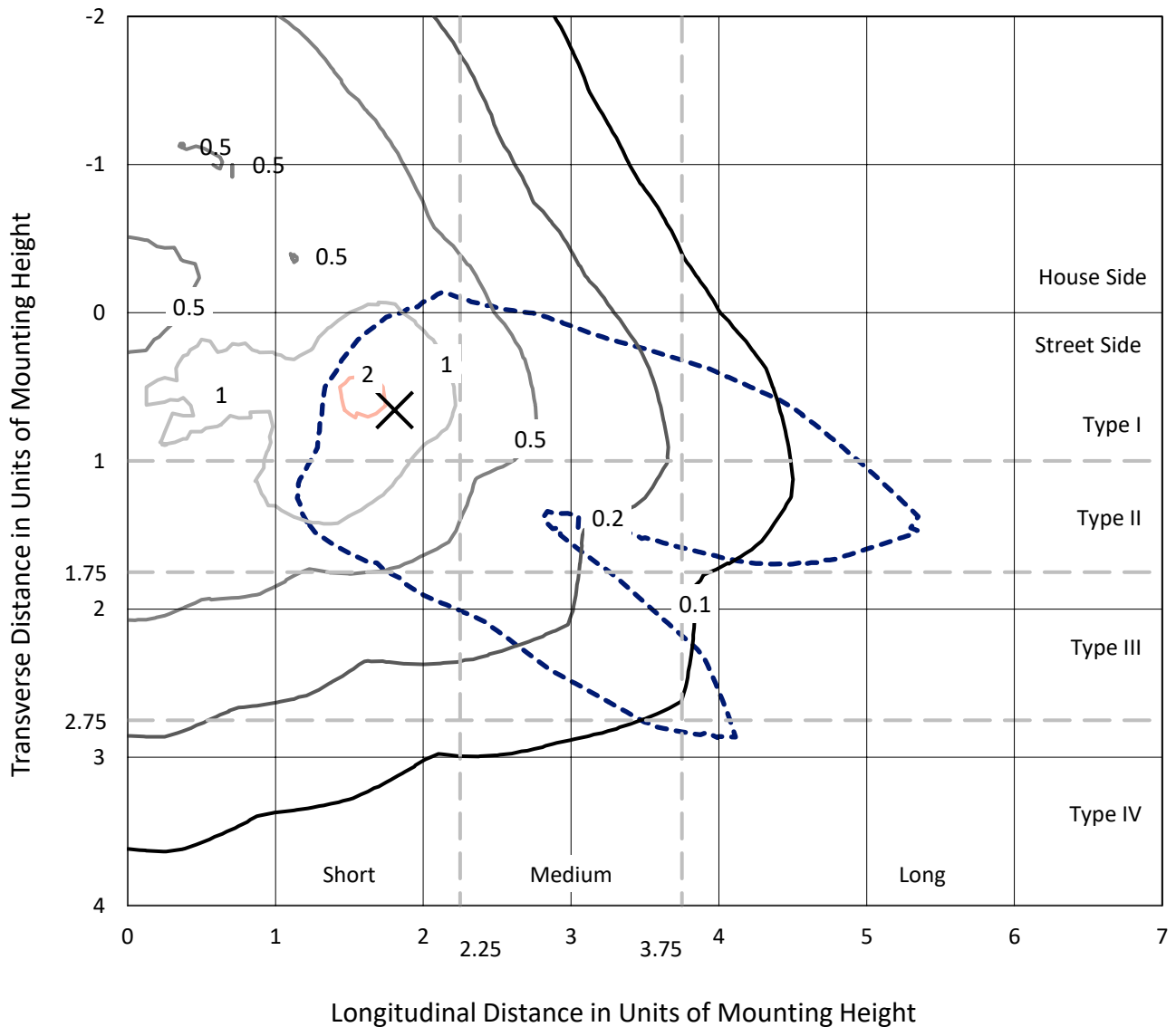


REPORT NUMBER: P588383

CATALOG NUMBER: GAT-CA6-LED-110-740-U-33-5-6-X

Iso-Footcandle Lines of Horizontal Illumination

× Max cd
- - - 1/2 Max cd



Based on 20 foot mounting height. Maximum calculated value = 2.2 fc
Type III - Short - Non-Cutoff

Classified

Cooper Lighting Solutions Photometric Lab
1121 Highway 74 South
Peachtree City, GA 30269

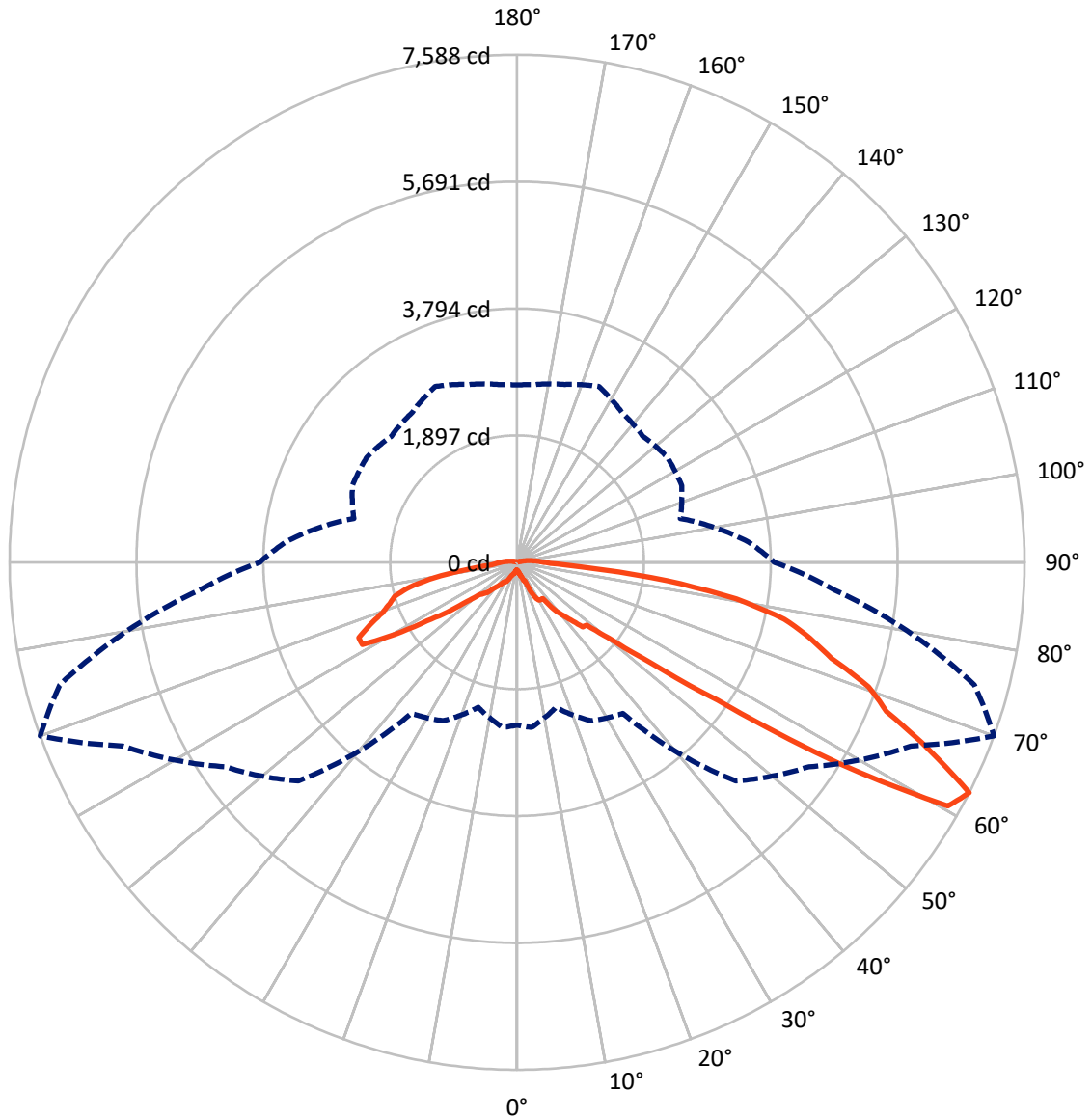
Scaled Data Report



REPORT NUMBER: P588383

CATALOG NUMBER: GAT-CA6-LED-110-740-U-33-5-6-X

Luminous Intensity Polar Plot



— Vertical Plane Through 70-Deg Lateral - - - Horizontal Cone Through 62.5-Deg Vertical

Classified

Cooper Lighting Solutions Photometric Lab
1121 Highway 74 South
Peachtree City, GA 30269

Scaled Data Report



REPORT NUMBER: P588383

CATALOG NUMBER: GAT-CA6-LED-110-740-U-33-5-6-X

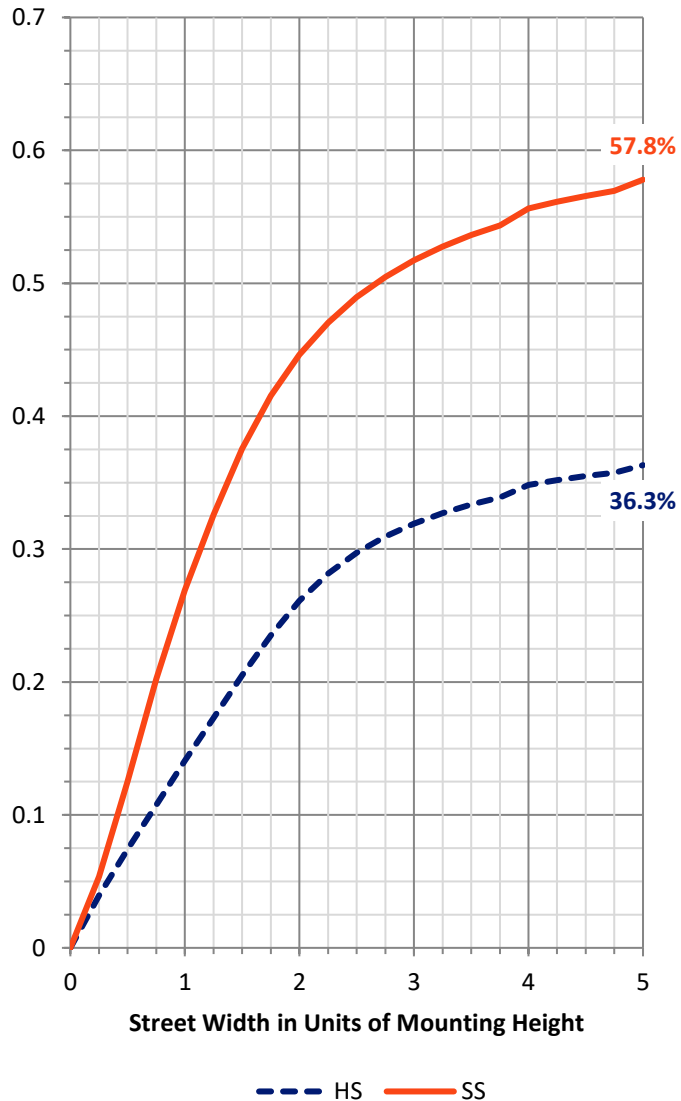
FLUX DISTRIBUTION:

		Downward	Upward	Total
House Side	Lumens	3765.5	138.0	3903.6
	% Fixture	37.1	1.4	38.4
Street Side	Lumens	6066.7	189.7	6256.4
	% Fixture	59.7	1.9	61.6
Total	Lumens	9832.3	327.7	10160.0
	% Fixture	96.8	3.2	100.0

ZONAL LUMENS:

Zone	Lumens	% Fixture
0°-10°	12.8	0.1
10°-20°	55.3	0.5
20°-30°	171.4	1.7
30°-40°	367.6	3.6
40°-50°	688.6	6.8
50°-60°	1787.0	17.6
60°-70°	3273.5	32.2
70°-80°	2625.7	25.8
80°-90°	850.2	8.4
90°-100°	224.0	2.2
100°-110°	72.9	0.7
110°-120°	28.6	0.3
120°-130°	2.2	0.0
130°-140°	0.0	0.0
140°-150°	0.0	0.0
150°-160°	0.0	0.0
160°-170°	0.0	0.0
170°-180°	0.0	0.0
0°-90°	9832.3	96.8
0°-180°	10160.0	100.0

Coefficient of Utilization



REPORT NUMBER: P588383

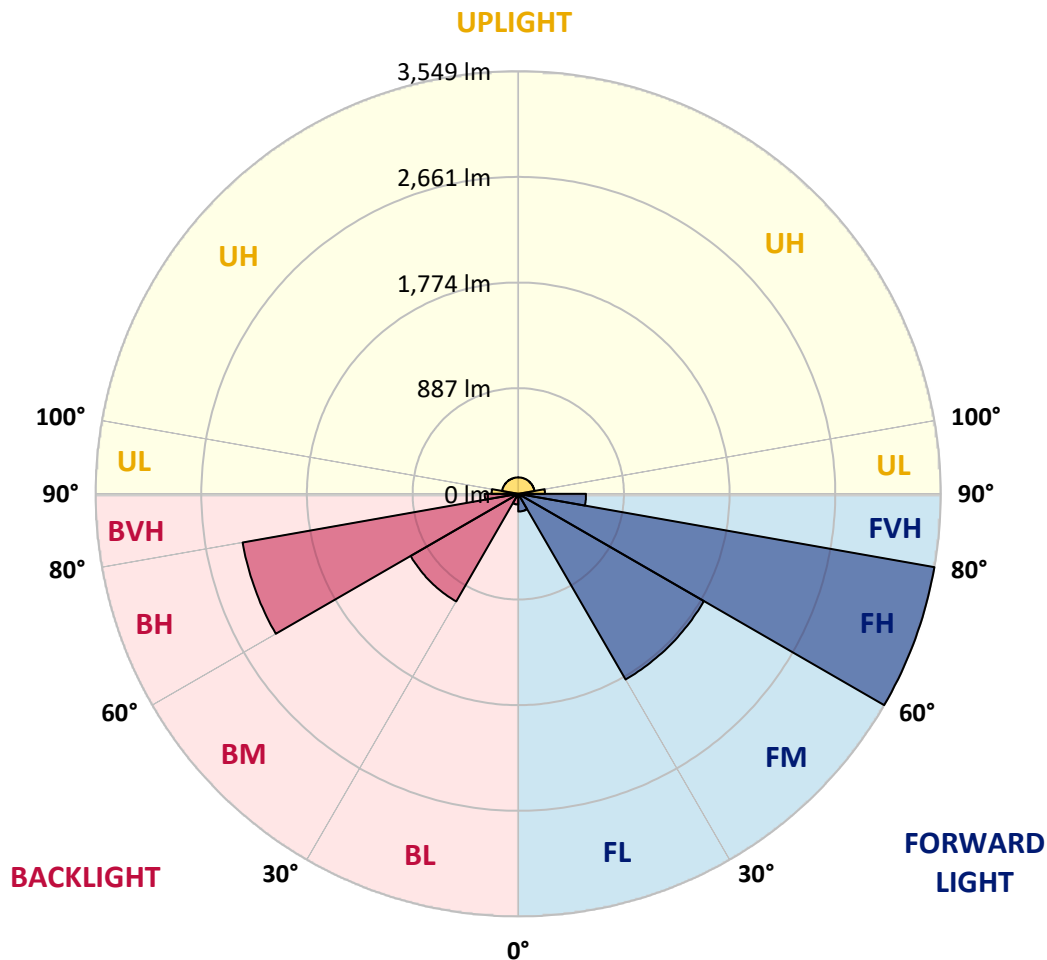
CATALOG NUMBER: GAT-CA6-LED-110-740-U-33-5-6-X

LUMINAIRE CLASSIFICATION SYSTEM LUMEN TABLE AND BUG RATING:

Zone	Lumens	% Fixture	Zone Rating/Lumen Limit		
			B	U	G
FL (0°-30°)	149.1	1.5			
FM (30°-60°)	1800.2	17.7			
FH (60°-80°)	3548.6	34.9			G2/5000
FVH (80°-90°)	568.8	5.6			G4/750
BL (0°-30°)	90.4	0.9	B0/110		
BM (30°-60°)	1043.1	10.3	B2/2500		
BH (60°-80°)	2350.6	23.1	B3/2500		G3/2500
BVH (80°-90°)	281.4	2.8			G3/500
UL (90°-100°)	224.0	2.2		U3/500	
UH (100°-180°)	138.0	1.4		U3/500	

BUG Rating: B3-U3-G4

Type III Short



Classified

Cooper Lighting Solutions Photometric Lab
1121 Highway 74 South
Peachtree City, GA 30269

Scaled Data Report



REPORT NUMBER: P588383

CATALOG NUMBER: GAT-CA6-LED-110-740-U-33-5-6-X

CANDELA DISTRIBUTION (FULL):

	0°	5°	15°	25°	35°	45°	55°	65°	70°	75°	85°
0°	120.4	120.4	120.4	120.4	120.4	120.4	120.4	120.4	120.4	120.4	120.4
2.5°	130.1	130.1	130.1	128.2	126.2	124.3	122.4	122.4	120.4	118.5	116.5
5°	141.8	139.8	137.9	134.0	132.1	132.1	130.1	130.1	130.1	128.2	126.2
7.5°	157.3	157.3	155.4	153.4	151.5	149.6	147.6	145.7	145.7	143.7	141.8
10°	178.7	178.7	178.7	176.7	176.7	174.8	170.9	169.0	165.1	163.2	157.3
12.5°	200.1	202.0	198.1	198.1	198.1	196.2	192.3	190.3	186.5	182.6	174.8
15°	221.4	219.5	217.5	215.6	219.5	219.5	217.5	217.5	209.8	203.9	190.3
17.5°	240.8	240.8	242.8	242.8	248.6	246.7	246.7	244.7	240.8	231.1	213.6
20°	271.9	273.9	273.9	273.9	293.3	301.1	303.0	304.9	299.1	279.7	244.7
22.5°	303.0	304.9	318.5	314.6	314.6	314.6	334.1	324.4	299.1	275.8	256.4
25°	409.8	415.6	419.5	433.1	448.7	491.4	559.4	538.0	499.2	419.5	353.5
27.5°	512.8	520.5	590.4	687.6	701.2	650.7	699.2	635.1	615.7	534.1	479.7
30°	559.4	573.0	693.4	759.4	782.7	716.7	786.6	664.3	658.4	600.2	553.5
32.5°	571.0	580.7	712.8	720.6	726.4	718.6	823.5	674.0	660.4	602.1	534.1
35°	553.5	565.2	654.5	609.9	611.8	749.7	945.9	726.4	664.3	563.3	487.5
37.5°	681.7	681.7	757.5	769.1	819.6	986.7	1239.2	959.5	889.6	734.2	640.9
40°	776.9	786.6	907.0	951.7	959.5	1101.3	1551.9	1124.6	1025.5	821.6	749.7
42.5°	905.1	903.2	1013.9	1044.9	1066.3	1118.7	1586.8	1293.6	1177.0	930.3	876.0
45°	926.5	957.5	1058.5	1023.6	1050.8	1184.8	1656.8	1532.5	1377.1	1136.2	1023.6
47.5°	841.0	883.7	1087.7	1058.5	949.8	1011.9	1328.5	1573.2	1402.3	1167.3	1087.7
50°	907.0	930.3	1031.3	1011.9	866.3	1076.0	1458.6	1971.4	1781.1	1388.7	1184.8
52.5°	1173.1	1223.6	1241.1	1316.9	1246.9	1610.1	2041.3	2497.8	2472.5	2010.2	1563.5
55°	1507.2	1581.0	1658.7	1946.2	1986.9	2528.8	2849.3	3336.8	3639.8	3179.5	2398.7
57.5°	1868.5	1973.3	1948.1	2365.7	2429.8	3426.2	3721.4	4863.4	5673.4	5048.0	3513.6
60°	2218.1	2288.0	2146.2	2513.3	2635.7	4313.8	4746.9	6333.7	7400.0	6733.8	4327.4
62.5°	2433.7	2478.3	2245.3	2614.3	2758.0	4622.6	5327.6	6498.8	7588.4	7081.5	4768.3
65°	2431.7	2420.1	2154.0	2474.5	2455.0	4267.2	5149.0	5461.7	6778.5	6693.1	4824.6
67.5°	2336.5	2340.4	2060.7	2315.2	2235.6	3762.2	4770.2	4620.7	5958.9	6073.5	4692.5
70°	2245.3	2291.9	2025.8	2247.2	2210.3	3618.4	4605.1	4158.4	5574.3	5791.8	4552.7
72.5°	2117.1	2161.7	1911.2	2105.4	2119.0	3331.0	4323.5	3630.1	4915.9	5178.1	4080.7
75°	2115.1	2171.5	1936.4	2107.4	2128.7	3167.8	4358.5	3447.5	4521.6	4873.2	3808.8
77.5°	1994.7	2045.2	1827.7	1986.9	2047.2	2866.8	4158.4	3220.3	4084.6	4478.9	3453.4
80°	1602.4	1670.4	1491.7	1596.5	1629.6	2150.1	3334.9	2637.6	3323.2	3717.5	2822.1
82.5°	1095.4	1157.6	1039.1	1116.8	1159.5	1410.1	2305.5	1899.5	2258.9	2499.7	1767.5
85°	633.2	707.0	637.1	627.4	648.7	743.9	1241.1	1010.0	1050.8	1105.2	784.7
87.5°	398.2	409.8	374.9	376.8	380.7	407.9	565.2	450.6	497.2	563.3	475.9
90°	316.6	328.2	303.0	304.9	299.1	324.4	423.4	343.8	382.6	440.9	376.8
92.5°	273.9	281.6	264.1	268.0	264.1	283.6	353.5	283.6	314.6	361.3	308.8
95°	233.1	238.9	229.2	231.1	219.5	231.1	275.8	215.6	238.9	271.9	231.1
97.5°	186.5	192.3	186.5	186.5	174.8	180.6	211.7	167.0	182.6	203.9	174.8
100°	147.6	149.6	147.6	145.7	136.0	136.0	147.6	120.4	126.2	139.8	120.4
102.5°	112.7	114.6	112.7	110.7	99.1	93.2	93.2	77.7	81.6	85.5	75.7
105°	89.3	91.3	89.3	85.5	75.7	69.9	68.0	56.3	56.3	58.3	52.4
107.5°	73.8	73.8	73.8	69.9	64.1	56.3	50.5	40.8	40.8	42.7	40.8
110°	60.2	60.2	58.3	56.3	50.5	44.7	38.8	33.0	33.0	33.0	31.1

Classified

Cooper Lighting Solutions Photometric Lab
1121 Highway 74 South
Peachtree City, GA 30269

Scaled Data Report



REPORT NUMBER: P588383

CATALOG NUMBER: GAT-CA6-LED-110-740-U-33-5-6-X

CANDELA DISTRIBUTION (continued):

	0°	5°	15°	25°	35°	45°	55°	65°	70°	75°	85°
112.5°	50.5	50.5	48.6	46.6	40.8	35.0	31.1	27.2	27.2	27.2	25.2
115°	42.7	42.7	40.8	38.8	35.0	29.1	25.2	21.4	21.4	21.4	21.4
117.5°	36.9	36.9	35.0	33.0	29.1	25.2	21.4	17.5	17.5	17.5	17.5
120°	33.0	31.1	29.1	27.2	23.3	21.4	17.5	15.5	15.5	15.5	13.6
122.5°	0.0	0.0	0.0	0.0	0.0	0.0	0.0	0.0	0.0	0.0	0.0
125°	0.0	0.0	0.0	0.0	0.0	0.0	0.0	0.0	0.0	0.0	0.0
127.5°	0.0	0.0	0.0	0.0	0.0	0.0	0.0	0.0	0.0	0.0	0.0
130°	0.0	0.0	0.0	0.0	0.0	0.0	0.0	0.0	0.0	0.0	0.0
132.5°	0.0	0.0	0.0	0.0	0.0	0.0	0.0	0.0	0.0	0.0	0.0
135°	0.0	0.0	0.0	0.0	0.0	0.0	0.0	0.0	0.0	0.0	0.0
137.5°	0.0	0.0	0.0	0.0	0.0	0.0	0.0	0.0	0.0	0.0	0.0
140°	0.0	0.0	0.0	0.0	0.0	0.0	0.0	0.0	0.0	0.0	0.0
142.5°	0.0	0.0	0.0	0.0	0.0	0.0	0.0	0.0	0.0	0.0	0.0
145°	0.0	0.0	0.0	0.0	0.0	0.0	0.0	0.0	0.0	0.0	0.0
147.5°	0.0	0.0	0.0	0.0	0.0	0.0	0.0	0.0	0.0	0.0	0.0
150°	0.0	0.0	0.0	0.0	0.0	0.0	0.0	0.0	0.0	0.0	0.0
152.5°	0.0	0.0	0.0	0.0	0.0	0.0	0.0	0.0	0.0	0.0	0.0
155°	0.0	0.0	0.0	0.0	0.0	0.0	0.0	0.0	0.0	0.0	0.0
157.5°	0.0	0.0	0.0	0.0	0.0	0.0	0.0	0.0	0.0	0.0	0.0
160°	0.0	0.0	0.0	0.0	0.0	0.0	0.0	0.0	0.0	0.0	0.0
162.5°	0.0	0.0	0.0	0.0	0.0	0.0	0.0	0.0	0.0	0.0	0.0
165°	0.0	0.0	0.0	0.0	0.0	0.0	0.0	0.0	0.0	0.0	0.0
167.5°	0.0	0.0	0.0	0.0	0.0	0.0	0.0	0.0	0.0	0.0	0.0
170°	0.0	0.0	0.0	0.0	0.0	0.0	0.0	0.0	0.0	0.0	0.0
172.5°	0.0	0.0	0.0	0.0	0.0	0.0	0.0	0.0	0.0	0.0	0.0
175°	0.0	0.0	0.0	0.0	0.0	0.0	0.0	0.0	0.0	0.0	0.0
177.5°	0.0	0.0	0.0	0.0	0.0	0.0	0.0	0.0	0.0	0.0	0.0
180°	0.0	0.0	0.0	0.0	0.0	0.0	0.0	0.0	0.0	0.0	0.0



REPORT NUMBER: P588383

CATALOG NUMBER: GAT-CA6-LED-110-740-U-33-5-6-X

CANDELA DISTRIBUTION (continued):

	90°	95°	105°	115°	125°	135°	145°	155°	165°	175°	180°
0°	120.4	120.4	120.4	120.4	120.4	120.4	120.4	120.4	120.4	120.4	120.4
2.5°	116.5	116.5	114.6	114.6	114.6	112.7	112.7	114.6	114.6	114.6	114.6
5°	124.3	122.4	118.5	114.6	112.7	110.7	108.8	108.8	112.7	112.7	112.7
7.5°	139.8	137.9	132.1	128.2	124.3	120.4	118.5	116.5	118.5	120.4	120.4
10°	155.4	153.4	145.7	139.8	137.9	134.0	132.1	130.1	132.1	132.1	132.1
12.5°	170.9	167.0	161.2	153.4	149.6	147.6	145.7	143.7	143.7	143.7	143.7
15°	184.5	178.7	172.9	167.0	163.2	159.3	157.3	155.4	157.3	159.3	159.3
17.5°	205.9	200.1	186.5	176.7	174.8	170.9	169.0	169.0	170.9	172.9	172.9
20°	229.2	217.5	202.0	192.3	190.3	184.5	182.6	182.6	184.5	186.5	186.5
22.5°	248.6	240.8	217.5	203.9	202.0	200.1	202.0	202.0	203.9	205.9	205.9
25°	316.6	285.5	252.5	242.8	240.8	237.0	233.1	231.1	233.1	238.9	240.8
27.5°	427.3	371.0	308.8	287.5	287.5	291.3	299.1	303.0	295.2	291.3	293.3
30°	501.1	425.4	336.0	316.6	320.5	339.9	357.4	369.0	361.3	355.4	357.4
32.5°	481.7	411.8	347.7	343.8	355.4	371.0	380.7	386.5	402.0	407.9	415.6
35°	439.0	386.5	351.6	367.1	374.9	374.9	374.9	374.9	404.0	431.2	439.0
37.5°	536.1	446.7	417.6	423.4	417.6	411.8	417.6	433.1	458.4	479.7	485.6
40°	629.3	516.6	468.1	464.2	462.3	481.7	516.6	543.8	551.6	532.2	536.1
42.5°	732.2	584.6	522.5	528.3	543.8	574.9	613.8	613.8	613.8	596.3	602.1
45°	829.3	664.3	627.4	642.9	642.9	658.4	679.8	666.2	683.7	691.4	701.2
47.5°	943.9	771.1	689.5	675.9	677.9	708.9	716.7	710.9	722.5	708.9	708.9
50°	978.9	788.6	724.5	776.9	776.9	741.9	712.8	716.7	749.7	786.6	794.4
52.5°	1245.0	977.0	918.7	973.1	996.4	936.2	936.2	943.9	951.7	978.9	986.7
55°	1862.6	1392.6	1217.8	1344.1	1361.5	1398.4	1499.4	1483.9	1394.5	1349.9	1346.0
57.5°	2785.2	2066.6	1516.9	1695.6	1808.3	1959.7	2035.5	1990.8	1870.4	1829.6	1784.9
60°	3560.2	2829.9	1965.6	2276.3	2445.3	2470.6	2443.4	2447.3	2356.0	2385.1	2373.5
62.5°	3847.6	3472.8	2526.9	2715.3	2740.5	2662.9	2734.7	2899.8	2752.2	2664.8	2651.2
65°	3933.1	3711.7	2684.2	2561.9	2538.5	2524.9	2808.5	3084.3	2754.1	2550.2	2548.3
67.5°	3847.6	3467.0	2484.2	2282.2	2336.5	2447.3	2816.3	2919.2	2608.5	2383.2	2367.6
70°	3736.9	3072.7	2235.6	2060.7	2187.0	2348.2	2583.2	2542.4	2420.1	2220.0	2210.3
72.5°	3334.9	2662.9	2076.3	1930.6	2074.3	2121.0	2237.5	2220.0	2255.0	2128.7	2122.9
75°	2985.3	2445.3	1981.1	1810.2	1880.1	1872.3	1965.6	1986.9	2086.0	2031.6	2010.2
77.5°	2575.4	2126.8	1746.1	1548.0	1575.2	1573.2	1617.9	1631.5	1701.4	1705.3	1682.0
80°	2016.1	1666.5	1363.5	1165.4	1169.2	1134.3	1140.1	1138.2	1151.8	1167.3	1145.9
82.5°	1157.6	930.3	773.0	646.8	619.6	573.0	563.3	567.1	561.3	557.4	557.4
85°	567.1	440.9	405.9	363.2	347.7	336.0	341.8	353.5	359.3	347.7	341.8
87.5°	382.6	330.2	314.6	297.2	289.4	277.7	285.5	295.2	303.0	293.3	291.3
90°	303.0	262.2	258.3	254.4	248.6	238.9	246.7	258.3	264.1	256.4	252.5
92.5°	244.7	211.7	211.7	209.8	203.9	196.2	205.9	215.6	221.4	215.6	213.6
95°	188.4	163.2	169.0	165.1	159.3	157.3	163.2	170.9	174.8	170.9	170.9
97.5°	145.7	128.2	134.0	132.1	124.3	122.4	126.2	132.1	136.0	132.1	130.1
100°	99.1	91.3	99.1	99.1	91.3	87.4	91.3	97.1	99.1	99.1	97.1
102.5°	66.0	62.2	71.9	73.8	69.9	66.0	68.0	71.9	73.8	73.8	73.8
105°	46.6	46.6	56.3	58.3	54.4	50.5	54.4	56.3	56.3	56.3	56.3
107.5°	36.9	38.8	44.7	48.6	44.7	40.8	42.7	44.7	44.7	44.7	46.6
110°	31.1	31.1	36.9	40.8	36.9	35.0	35.0	35.0	35.0	36.9	40.8

Classified

Cooper Lighting Solutions Photometric Lab
1121 Highway 74 South
Peachtree City, GA 30269

Scaled Data Report



REPORT NUMBER: P588383

CATALOG NUMBER: GAT-CA6-LED-110-740-U-33-5-6-X

CANDELA DISTRIBUTION (continued):

	90°	95°	105°	115°	125°	135°	145°	155°	165°	175°	180°
112.5°	25.2	27.2	31.1	33.0	31.1	29.1	29.1	29.1	29.1	31.1	36.9
115°	21.4	23.3	27.2	27.2	25.2	25.2	25.2	23.3	23.3	25.2	35.0
117.5°	17.5	19.4	21.4	21.4	21.4	19.4	19.4	19.4	19.4	23.3	36.9
120°	15.5	15.5	17.5	17.5	15.5	15.5	15.5	15.5	13.6	19.4	29.1
122.5°	0.0	0.0	0.0	0.0	0.0	0.0	0.0	0.0	0.0	0.0	0.0
125°	0.0	0.0	0.0	0.0	0.0	0.0	0.0	0.0	0.0	0.0	0.0
127.5°	0.0	0.0	0.0	0.0	0.0	0.0	0.0	0.0	0.0	0.0	0.0
130°	0.0	0.0	0.0	0.0	0.0	0.0	0.0	0.0	0.0	0.0	0.0
132.5°	0.0	0.0	0.0	0.0	0.0	0.0	0.0	0.0	0.0	0.0	0.0
135°	0.0	0.0	0.0	0.0	0.0	0.0	0.0	0.0	0.0	0.0	0.0
137.5°	0.0	0.0	0.0	0.0	0.0	0.0	0.0	0.0	0.0	0.0	0.0
140°	0.0	0.0	0.0	0.0	0.0	0.0	0.0	0.0	0.0	0.0	0.0
142.5°	0.0	0.0	0.0	0.0	0.0	0.0	0.0	0.0	0.0	0.0	0.0
145°	0.0	0.0	0.0	0.0	0.0	0.0	0.0	0.0	0.0	0.0	0.0
147.5°	0.0	0.0	0.0	0.0	0.0	0.0	0.0	0.0	0.0	0.0	0.0
150°	0.0	0.0	0.0	0.0	0.0	0.0	0.0	0.0	0.0	0.0	0.0
152.5°	0.0	0.0	0.0	0.0	0.0	0.0	0.0	0.0	0.0	0.0	0.0
155°	0.0	0.0	0.0	0.0	0.0	0.0	0.0	0.0	0.0	0.0	0.0
157.5°	0.0	0.0	0.0	0.0	0.0	0.0	0.0	0.0	0.0	0.0	0.0
160°	0.0	0.0	0.0	0.0	0.0	0.0	0.0	0.0	0.0	0.0	0.0
162.5°	0.0	0.0	0.0	0.0	0.0	0.0	0.0	0.0	0.0	0.0	0.0
165°	0.0	0.0	0.0	0.0	0.0	0.0	0.0	0.0	0.0	0.0	0.0
167.5°	0.0	0.0	0.0	0.0	0.0	0.0	0.0	0.0	0.0	0.0	0.0
170°	0.0	0.0	0.0	0.0	0.0	0.0	0.0	0.0	0.0	0.0	0.0
172.5°	0.0	0.0	0.0	0.0	0.0	0.0	0.0	0.0	0.0	0.0	0.0
175°	0.0	0.0	0.0	0.0	0.0	0.0	0.0	0.0	0.0	0.0	0.0
177.5°	0.0	0.0	0.0	0.0	0.0	0.0	0.0	0.0	0.0	0.0	0.0
180°	0.0	0.0	0.0	0.0	0.0	0.0	0.0	0.0	0.0	0.0	0.0

(END OF REPORT)